

CAUTION!

Learn about safety precautions before handling sharps.

- ◆ Never throw sharps in the trash
- ◆ Never put sharps (or containers) in recycle
- ◆ Never flush sharps down the toilet
- ◆ Never pick up sharps with your bare hands
- ◆ Never re-cap a used needle
- ◆ Keep out of reach of children and pets

FREQUENTLY ASKED QUESTIONS

1. What are sharps? Devices that have sharp points or edges that can cut skin. Examples include needles & syringes.

2. Why do I need to be careful with used sharps? Used sharps can lead to injury and spread disease, including viral hepatitis and HIV.

3. What should I do if I accidentally get stuck by a used sharp? Immediately wash the exposed area with soap & water. Seek immediate medical attention.

For more information on safe disposal of used sharps, contact the Coalition for Safe Community Needle Disposal (800-643-1643).

RESOURCES & INFORMATION



Kensington Needle Disposal:

To report loose sharps found in the Kensington area, contact the Kensington Initiative for Needle Disposal (KIND) at 267-259-7541.

Viral Hepatitis Services:

For viral hepatitis testing & treatment, call 215-685-6462 or visit www.Phillyhepatitis.org.

HIV/AIDS Services:

For HIV testing sites & resources, contact the Health Information Helpline at 215-985-2437 or visit www.HIVPhilly.org.

Addiction Services and Support:

If you are uninsured, contact Behavioral Health Special Initiative (BHSI) at 215-546-1200.

If you are insured, contact Community Behavioral Health (CBH) at 888-545-2600.

Opioid Surveillance:

For general information about the opioid crisis and city efforts, visit www.Phila.gov/opioids.



Department of
Public Health

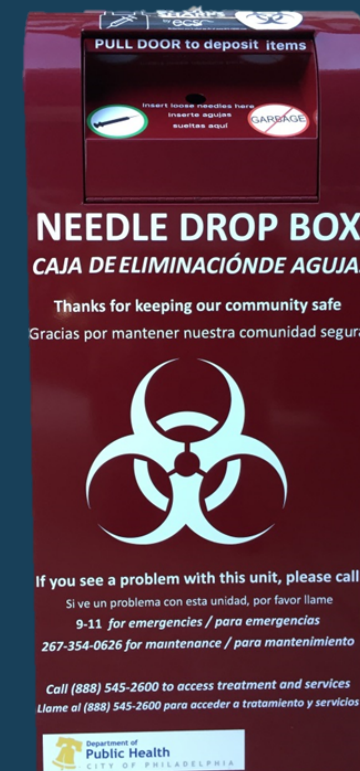
CITY OF PHILADELPHIA

This publication was adapted for use by the Philadelphia Department of Public Health from original publications produced by the Federal Drug Administration. This publication is in the public domain and may be copied or reproduced without permission.

December 2018

PHILADELPHIA DEPARTMENT OF PUBLIC HEALTH

Sharps Disposal Safety Guide

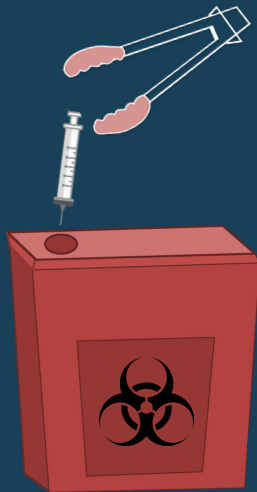


3 WAYS TO SAFELY DISPOSE OF USED SHARPS

1. Sharps Containers

FDA approved sharps containers can be obtained from your doctor, hospital, health insurance company, or local drug store. Prevention Point Philadelphia (215-634-5272) also offers free sharps containers.

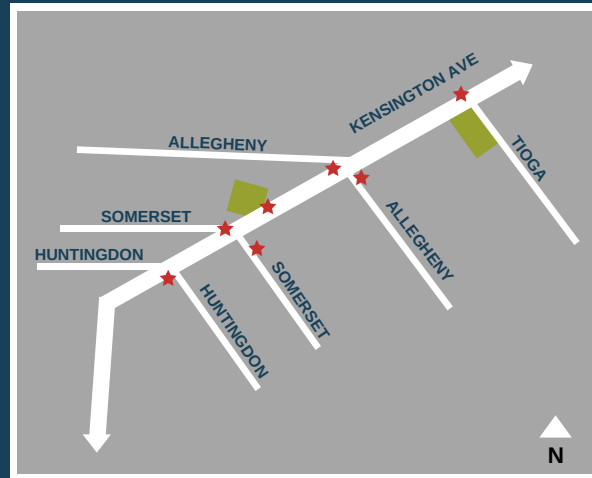
Place used sharp in the container immediately after use. Follow instructions as labeled on your individual container.



When the container is two-thirds full, bring it to a local program, such as Prevention Point Philadelphia for safe disposal.

2. Public Drop Boxes

Find a local drop box at the following SEPTA stations and locations:



- Huntingdon
- Somerset
- McPherson Square Park
- Allegheny
- Tioga



Needle drop boxes are accessible to the public 24 hours a day.

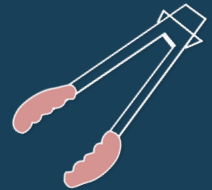
3. Other Suitable Containers



Step 1. Locate an empty container made of heavy-duty plastic, such as a laundry detergent bottle. Make sure it has a tight fitting cap.



Step 2. Using rubber tongs, grab the sharp and put it in the container. Make sure the sharp edge or point is facing down.



Step 3. When the container is three-quarters full, close the cap tightly and seal it with duct tape. Label the container "DO NOT RECYCLE".



Step 4. Throw the sealed container out with regular trash. Do not recycle the container.

